

Technical sheet :

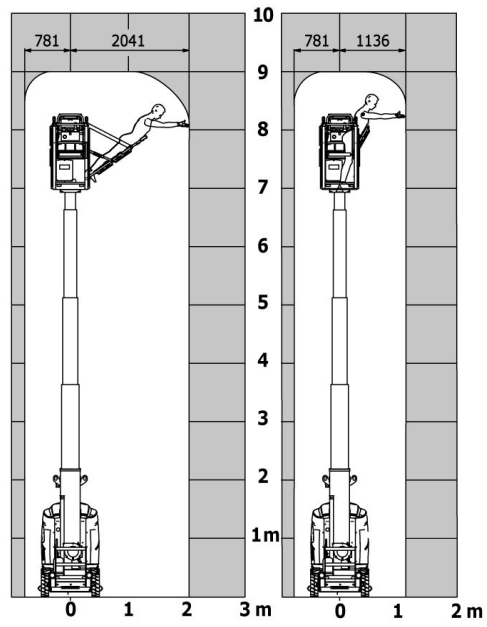
90 V'AIR



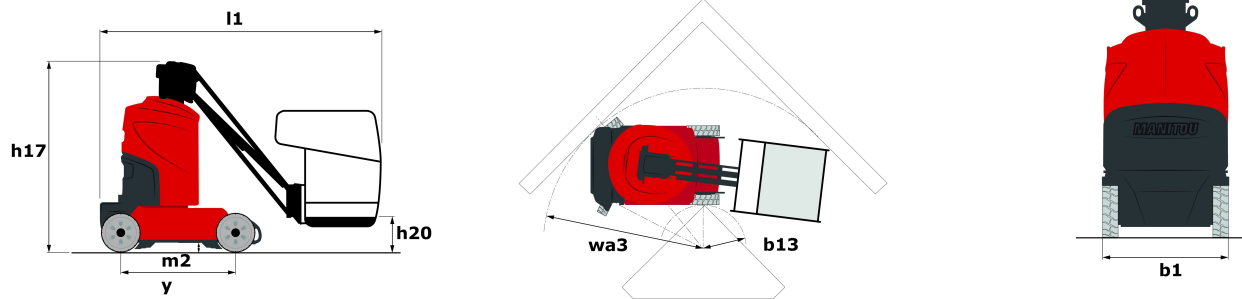
Capacities		Metric
Working height	h21	9 m
Platform height	h7	7 m
Max. outreach	r1	2.04 m
Pendular arm rotation (bottom)		+70 °
Turret rotation		350 °
Number of people (inside / outside)		2 / 2
Weight and dimensions		
Platform weight*		2710 kg
Platform dimensions (length x width)	lp / ep	0.95 m x 0.68 m
Overall width	b1	1.1 m
Overall length	l1	2.31 m
Overall height	h17	2.31 m
Floor height (access)	h20	1.03 m
Counterweight offset (turret at 90°)	a7	0.04 m
Internal turning radius (over tyres)	b13	0.55 m
External turning radius	Wa3	1.98 m
Ground clearance at centre of wheelbase	m2	0.1 m
Wheelbase	y	1.2 m
Performances		
Drive speed - stowed		4.5 km/h
Drive speed - raised		0.6 km/h
Gradeability		25 %
Permissible leveling		2 °
Wheels		
Tyres type		Tyres Type Non Marking
Dimensions of front wheels		0.41x0,13m
Drive wheels (front / rear)		0 / 2
Steering wheels (front / rear)		2 / 0
Braking wheels (front / rear)		0 / 2
Engine/Battery		
Electric engine power rating		2 x 2 kW
Electric Pump		3 kW
Number of hydraulic pump / Capacity of hydraulic pump		2 x 4.20 cm ³
Battery / Batteries capacity		24 V / 250 Ah
Integrated charger (V / Ah)		24 V / 30 Ah
Miscellaneous		
Number of cycles with STD Battery (HIRD)		39
Ground Pressure		11.3 daN/cm ²
Hydraulic Pressure		140 Bar
Hydraulic tank capacity		22 l
Vibration on hands/arms		< 2.5 m/s ²
Standards compliance		
This machine is in compliance with:		European directives: 2006/42/EC- Machinery (revised EN280:2013) - 2004/108/EC (EMC) - 2006/95/EC (Low voltage)

Load chart

Load Chart metric



Dimensional drawing




Equipment

Standard

- 2 LED front headlights with protective grille
- 2 rear position headlights with LED
- 2 vertical detection radars
- 3 anti-static braids
- Audible alarm and illuminated indicator lamp (leveling, overload, lowering)
- Backlit control panel
- Battery charge indicator lamp
- CAN bus technology
- Emergency stop button in platform and on frame
- Fixed pothole protection
- Front and side rubber protections
- Horn in the platform
- Hour meter
- Integrated diagnostic assistance
- Manual emergency lowering
- Multi-voltage integrated charger
- Negative-type braking on rear wheels
- Non-marking rubber tyres
- Platform with open-work floor
- Proportional controls
- Side reflectors
- Slings and securing rings
- Specific platform with multiple working positions
- Tool box in platform
- Traction battery with centralized recharging
- Travel possible at maximum height
- Working headlight in platform

Optional

- 6 kg Powder extinguisher A, B, C
- Biodegradable oil
- Extreme cold oil
- Safety harness



Siège Social
430 rue de l'Aubinière - 44150 Ancenis Cedex - France
Tel: +33(0)2 40 09 10 11 - Fax: +33 (0)2 40 09 10 97
www.manitou.com



This brochure describes versions and configuration options for Manitou products which may be fitted with different equipment. The equipment described in this brochure may be standard, optional or not available depending on version. Manitou reserves the right to change the specifications shown and described at any time and without prior warning. The manufacturer is not liable for the specifications given. For more information, contact your Manitou dealer. Non-contractual document. Product descriptions may differ from actual products. List of specifications is not comprehensive. The logos and visual identity of the company are the property of Manitou and may not be used without authorisation. All rights reserved. The photos and diagrams contained in this brochure are provided for information only.

MANITOU BF SA - Limited company with board of directors - Share capital: 39,668,399 euros - 857 802 508
RCS Nantes